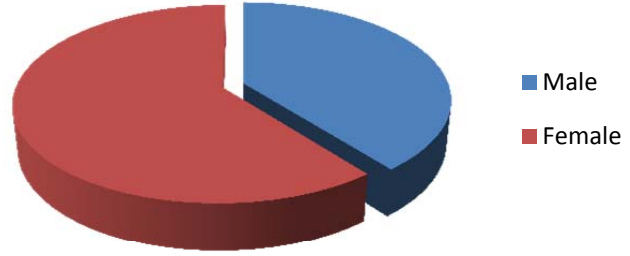


LAMC Fall 2014 Student Profile

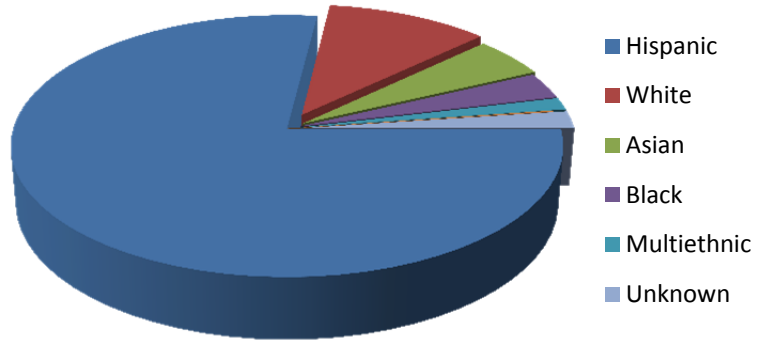
GENDER

Female	6,720 (60.2%)
Male	4,437 (39.8%)
<i>Total</i>	<i>11,157 (100.0%)</i>



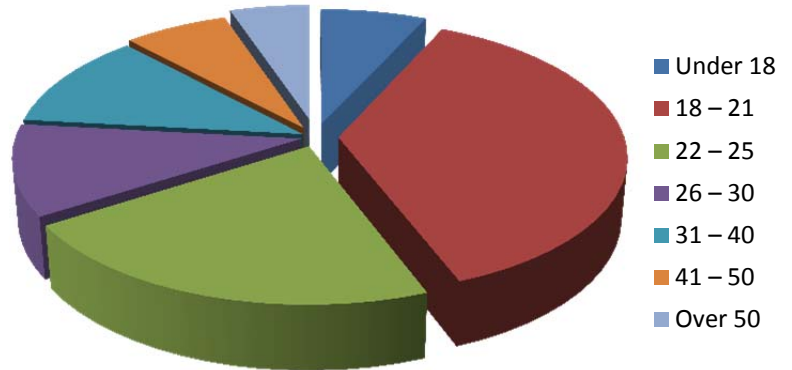
ETHNICITY

Hispanic	8,599 (77.1%)
White	1,226 (11.0%)
Asian	549 (4.9%)
Black	360 (3.2%)
Multiethnic	167 (1.5%)
Native American	16 (0.1%)
Pacific Islander	6 (0.1%)
Unknown	234 (2.1%)
<i>Total</i>	<i>11,157 (100.0%)</i>



AGE

Under 18	772 (6.9%)
18 – 21	4,158 (37.3%)
22 – 25	2,430 (21.8%)
26 – 30	1,203 (10.8%)
31 – 40	1,262 (11.3%)
41 – 50	753 (6.7%)
Over 50	579 (5.2%)
<i>Total</i>	<i>11,157 (100.0%)</i>



EDUCATIONAL GOAL

Transfer	5,430 (49.0%)
AA/General Ed	1,738 (15.7%)
Career/Workforce	1,575 (14.2%)
College Prep	615 (5.6%)
Unknown	1,723 (15.5%)
<i>Total</i>	<i>11,157 (100.0%)</i>



ENTERING STATUS

First Year	2,567 (23.0%)
New Transfer	641 (5.7%)
Continuing	6,543 (58.6%)
Returning	658 (5.9%)
Concurrent HS Student	748 (6.7%)
<i>Total</i>	<i>11,157 (100.0%)</i>

UNIT LOAD

	% of Total	% of Credit
Full-Time (12+ units)	2,552 (22.9%)	2,552 (24.5%)
Part-Time (6-11.5 units)	4,091 (36.7%)	4,091 (39.3%)
Part-Time (<6 units)	3,768 (33.8%)	3,768 (36.2%)
Non-Credit (0 units)	746 (6.7%)	-
<i>Total</i>	<i>11,157 (100.0%)</i>	<i>10,411 (100.0%)</i>

