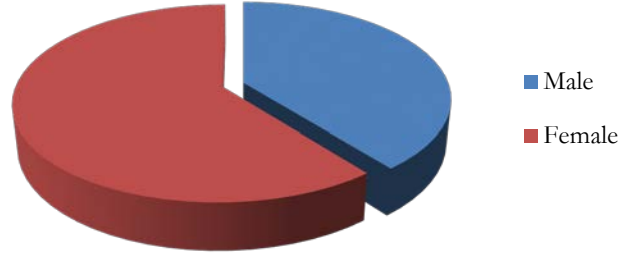


LAMC Fall 2016 Student Profile

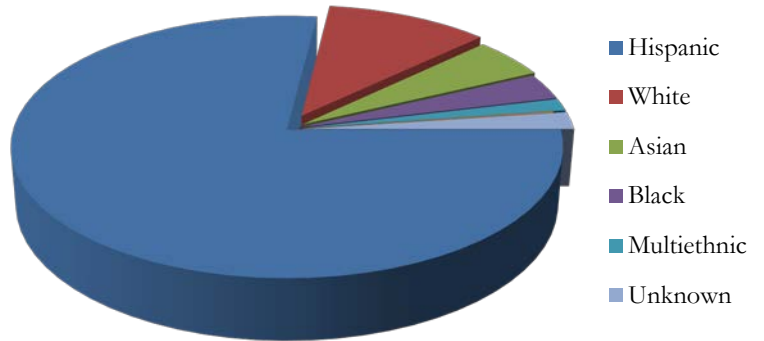
GENDER

Female	6,826 (61.2%)
Male	4,320 (38.8%)
<i>Total</i>	<i>11,146 (100.0%)</i>



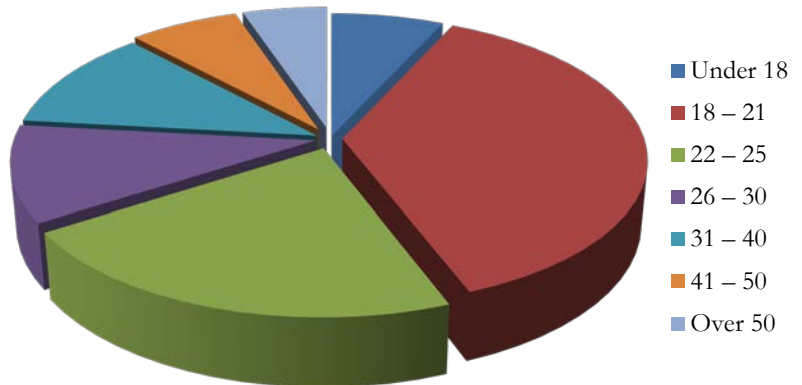
ETHNICITY

Hispanic	8,834 (79.3%)
White	1,157 (10.4%)
Asian	483 (4.3%)
Black	289 (2.6%)
Multiethnic	166 (1.5%)
Native American	13 (0.1%)
Pacific Islander	10 (0.1%)
Unknown	194 (1.7%)



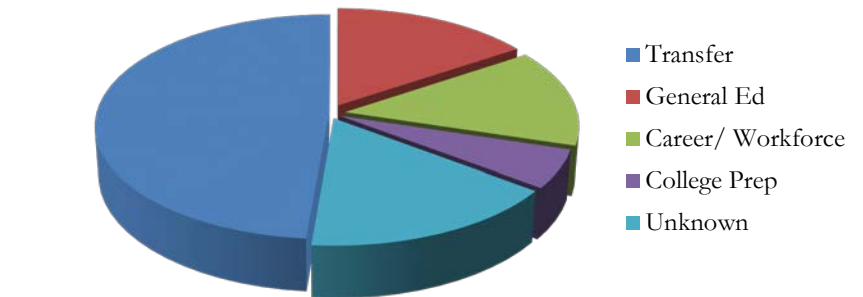
AGE

Under 18	1,199 (10.8%)
18 – 21	3,924 (35.2%)
22 – 25	2,312 (20.7%)
26 – 30	1,313 (11.8%)
31 – 40	1,136 (10.2%)
41 – 50	716 (6.4%)
Over 50	546 (4.9%)



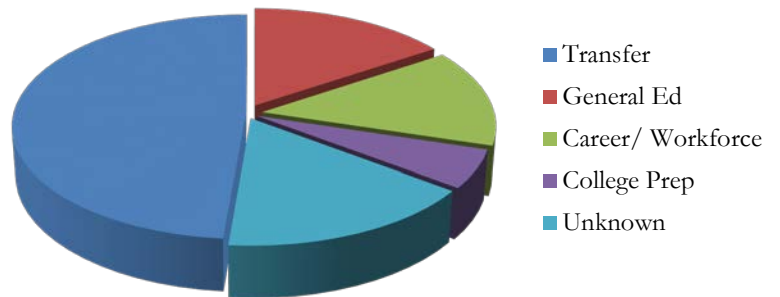
EDUCATIONAL GOAL

Transfer	5,960 (53.5%)
AA/General Ed	1,676 (15.0%)
Career/Workforce	1,457 (13.1%)
College Prep	491 (4.4%)
Undecided	1,368 (12.3%)
Unknown	194 (1.7%)



ENTERING STATUS

First Year	2,491 (22.3%)
New Transfer	508 (4.6%)
Continuing	6,334 (56.8%)
Returning	637 (5.7%)
Concurrent HS Student	1,176 (10.6%)



UNIT LOAD

	Total	% of Total	% of Credit
Full-Time (12+ units)	2,518	22.6%	23.7%
Part-Time (6-11.5 units)	3,960	35.5%	37.2%
Part-Time (<6 units)	4,167	37.4%	39.1%
Non-Credit (0 units)	501	4.5%	-
<i>Total</i>	<i>11,146</i>	<i>100.0%</i>	<i>10,645 (100.0%)</i>

