



Los Angeles Mission College 2014 Faculty/Staff Survey

LAMC is conducting its annual faculty/staff survey of campus services to collect employee feedback regarding topics such as institutional effectiveness, campus climate, student needs and services provided to students, faculty and staff. Your input is extremely valuable in improving the College.

Survey details:

- Survey responses are collected anonymously.
- All questions must be answered before continuing onto the next survey page.
- The deadline to complete the entire survey is **Friday, December 12, 2014**.

THANK YOU in advance for your participation and for making this important contribution to improving LAMC!

Demographics

What is your primary employee group?

Please indicate any additional positions you hold. (*Select all that apply.*)

- Department Chair
- Department Vice Chair
- Program Director
- Committee Chair or Co-chair
- Other assignment requiring release

For how many years have you worked at LAMC?

What is your gender?

- Female
- Male


What is your racial or ethnic identification? (*Select all that apply.*)

- American Indian or Alaska Native
- Asian or Asian American
- Black or African American
- Hispanic or Latino/a
- Native Hawaiian or Other Pacific Islander
- White
- Other

Reset

Submit/Continue

Faculty/Staff Survey Fall 2014



9% Complete



Los Angeles Mission College 2014 Faculty/Staff Survey

Facilities and Operations

Please indicate your level of agreement with each of the following statements:

	Strongly Agree	Agree	Neither Agree nor Disagree	Disagree	Strongly Disagree	Not Applicable/No Experience with This
Campus buildings are clean and well maintained.	<input type="radio"/>	<input type="radio"/>	<input type="radio"/>	<input type="radio"/>	<input type="radio"/>	<input type="radio"/>
Campus offices are clean and well maintained.	<input type="radio"/>	<input type="radio"/>	<input type="radio"/>	<input type="radio"/>	<input type="radio"/>	<input type="radio"/>
Trash and recycling receptacles are conveniently located throughout the campus.	<input type="radio"/>	<input type="radio"/>	<input type="radio"/>	<input type="radio"/>	<input type="radio"/>	<input type="radio"/>
Trash and recycling receptacles are emptied regularly enough.	<input type="radio"/>	<input type="radio"/>	<input type="radio"/>	<input type="radio"/>	<input type="radio"/>	<input type="radio"/>
Restroom floors, walls, and partitions are clean.	<input type="radio"/>	<input type="radio"/>	<input type="radio"/>	<input type="radio"/>	<input type="radio"/>	<input type="radio"/>
Restroom supplies are there when I need them.	<input type="radio"/>	<input type="radio"/>	<input type="radio"/>	<input type="radio"/>	<input type="radio"/>	<input type="radio"/>
Restroom trash receptacles are emptied regularly enough.	<input type="radio"/>	<input type="radio"/>	<input type="radio"/>	<input type="radio"/>	<input type="radio"/>	<input type="radio"/>
Classrooms are clean and well maintained.	<input type="radio"/>	<input type="radio"/>	<input type="radio"/>	<input type="radio"/>	<input type="radio"/>	<input type="radio"/>
Classroom furniture is arranged in an orderly fashion.	<input type="radio"/>	<input type="radio"/>	<input type="radio"/>	<input type="radio"/>	<input type="radio"/>	<input type="radio"/>
Classrooms are comfortable (e.g., temperature, seating, etc.).	<input type="radio"/>	<input type="radio"/>	<input type="radio"/>	<input type="radio"/>	<input type="radio"/>	<input type="radio"/>
The equipment in the classrooms functions properly.	<input type="radio"/>	<input type="radio"/>	<input type="radio"/>	<input type="radio"/>	<input type="radio"/>	<input type="radio"/>

Please give specific examples for any item above with which you Strongly Disagree.



Los Angeles Mission College 2014 Faculty/Staff Survey

Facilities and Operations (continued)

Please indicate your level of agreement with each of the following statements:

	Strongly Agree	Agree	Neither Agree nor Disagree	Disagree	Strongly Disagree	Not Applicable/No Experience with This
Food service areas (including staff lounges) are clean and well maintained.	<input type="radio"/>	<input type="radio"/>	<input type="radio"/>	<input type="radio"/>	<input type="radio"/>	<input type="radio"/>
The campus has adequate outside lighting after dark.	<input type="radio"/>	<input type="radio"/>	<input type="radio"/>	<input type="radio"/>	<input type="radio"/>	<input type="radio"/>
The parking lots are safe, well lit, and well maintained.	<input type="radio"/>	<input type="radio"/>	<input type="radio"/>	<input type="radio"/>	<input type="radio"/>	<input type="radio"/>
Interior/exterior areas of campus are litter free.	<input type="radio"/>	<input type="radio"/>	<input type="radio"/>	<input type="radio"/>	<input type="radio"/>	<input type="radio"/>
Special events are set up properly and in a timely manner.	<input type="radio"/>	<input type="radio"/>	<input type="radio"/>	<input type="radio"/>	<input type="radio"/>	<input type="radio"/>
Facilities and Operations personnel are responsive to emergencies.	<input type="radio"/>	<input type="radio"/>	<input type="radio"/>	<input type="radio"/>	<input type="radio"/>	<input type="radio"/>
I am kept aware of construction activities that are being planned and going on at the college.	<input type="radio"/>	<input type="radio"/>	<input type="radio"/>	<input type="radio"/>	<input type="radio"/>	<input type="radio"/>
The Facilities and Operations Department meets my overall expectations.	<input type="radio"/>	<input type="radio"/>	<input type="radio"/>	<input type="radio"/>	<input type="radio"/>	<input type="radio"/>

Please give specific examples for any item above with which you Strongly Disagree.

Other comments regarding campus facilities/operations:



Los Angeles Mission College 2014 Faculty/Staff Survey

Campus Services

Please indicate your level of satisfaction with each of the following campus services:


	Very Satisfied	Satisfied	Neither Satisfied nor Dissatisfied	Dissatisfied	Very Dissatisfied	Not Applicable / No Experience with This
Campus Outlook Email	<input type="radio"/>	<input type="radio"/>	<input type="radio"/>	<input type="radio"/>	<input type="radio"/>	<input type="radio"/>
College website	<input type="radio"/>	<input type="radio"/>	<input type="radio"/>	<input type="radio"/>	<input type="radio"/>	<input type="radio"/>
Campus Switchboard	<input type="radio"/>	<input type="radio"/>	<input type="radio"/>	<input type="radio"/>	<input type="radio"/>	<input type="radio"/>
Sheriff's Office	<input type="radio"/>	<input type="radio"/>	<input type="radio"/>	<input type="radio"/>	<input type="radio"/>	<input type="radio"/>
Business Office	<input type="radio"/>	<input type="radio"/>	<input type="radio"/>	<input type="radio"/>	<input type="radio"/>	<input type="radio"/>
Receiving	<input type="radio"/>	<input type="radio"/>	<input type="radio"/>	<input type="radio"/>	<input type="radio"/>	<input type="radio"/>
Bookstore (general)	<input type="radio"/>	<input type="radio"/>	<input type="radio"/>	<input type="radio"/>	<input type="radio"/>	<input type="radio"/>
Bookstore (book orders)	<input type="radio"/>	<input type="radio"/>	<input type="radio"/>	<input type="radio"/>	<input type="radio"/>	<input type="radio"/>
Budget Office	<input type="radio"/>	<input type="radio"/>	<input type="radio"/>	<input type="radio"/>	<input type="radio"/>	<input type="radio"/>
Purchasing Office	<input type="radio"/>	<input type="radio"/>	<input type="radio"/>	<input type="radio"/>	<input type="radio"/>	<input type="radio"/>
Contracts Office	<input type="radio"/>	<input type="radio"/>	<input type="radio"/>	<input type="radio"/>	<input type="radio"/>	<input type="radio"/>
Personnel / Payroll Office	<input type="radio"/>	<input type="radio"/>	<input type="radio"/>	<input type="radio"/>	<input type="radio"/>	<input type="radio"/>

Comments regarding the campus services listed above:

I have had the opportunity to provide input to LAMC's development of learning outcomes.



I am interested in trainings regarding outcomes assessment (e.g., SLOs, SAOs, etc.).



Comments/suggestions regarding your information and training needs (e.g., suggestions for trainings you would like LAMC to provide):

Comments/suggestions regarding data that, if provided to you, would be useful to you in determining ways that you/your unit could more effectively serve students:

Other comments/suggestions regarding institutional effectiveness and/or planning at LAMC:

Back

Reset

Submit/Continue

Faculty/Staff Survey Fall 2014



45% Complete

Comments/suggestions regarding LAMC's governance, administrative structure and/or leadership:

Back

Reset

Submit/Continue

Faculty/Staff Survey Fall 2014



55% Complete



Los Angeles Mission College 2014 Faculty/Staff Survey

Campus Climate

Please indicate your level of agreement with each of the following statements:

	Strongly Agree	Agree	Neither Agree nor Disagree	Disagree	Strongly Disagree	Not Applicable/No Experience with This
I feel well supported by members of the College community in ways that help me be more productive.	<input type="radio"/>	<input type="radio"/>	<input type="radio"/>	<input type="radio"/>	<input type="radio"/>	<input type="radio"/>
LAMC offers adequate opportunities for me to meet and socialize with other College employees.	<input type="radio"/>	<input type="radio"/>	<input type="radio"/>	<input type="radio"/>	<input type="radio"/>	<input type="radio"/>
I feel a sense of belonging to the LAMC community.	<input type="radio"/>	<input type="radio"/>	<input type="radio"/>	<input type="radio"/>	<input type="radio"/>	<input type="radio"/>
I feel a sense of camaraderie with other LAMC employees.	<input type="radio"/>	<input type="radio"/>	<input type="radio"/>	<input type="radio"/>	<input type="radio"/>	<input type="radio"/>
I am respected by my colleagues at LAMC.	<input type="radio"/>	<input type="radio"/>	<input type="radio"/>	<input type="radio"/>	<input type="radio"/>	<input type="radio"/>
I am treated with integrity by my colleagues at LAMC.	<input type="radio"/>	<input type="radio"/>	<input type="radio"/>	<input type="radio"/>	<input type="radio"/>	<input type="radio"/>
The climate on campus this year is more collegial than in prior years.	<input type="radio"/>	<input type="radio"/>	<input type="radio"/>	<input type="radio"/>	<input type="radio"/>	<input type="radio"/>
Members of the College community are making more of an effort to be collegial with one another this year compared to prior years.	<input type="radio"/>	<input type="radio"/>	<input type="radio"/>	<input type="radio"/>	<input type="radio"/>	<input type="radio"/>

Comments and/or examples relating to LAMC's campus climate:

Back

Reset

Submit/Continue

Faculty/Staff Survey Fall 2014



64% Complete



Los Angeles Mission College 2014 Faculty/Staff Survey

Student Support Services and Programs

	Strongly Agree	Agree	Neither Agree nor Disagree	Disagree	Strongly Disagree	Not Applicable/No Experience with This
The College provides sufficient student support services to meet student educational needs.	<input type="radio"/>	<input type="radio"/>	<input type="radio"/>	<input type="radio"/>	<input type="radio"/>	<input type="radio"/>

Please indicate how effective each service is (based on your own experience and observations) in meeting the needs of LAMC students for that service:

	Very Effective	Effective	Somewhat Effective	Not At All Effective	Not Applicable/No Experience with This
Admissions and Records	<input type="radio"/>	<input type="radio"/>	<input type="radio"/>	<input type="radio"/>	<input type="radio"/>
Assessment/Placement Services	<input type="radio"/>	<input type="radio"/>	<input type="radio"/>	<input type="radio"/>	<input type="radio"/>
Bookstore (Eagle's Landing Student Store)	<input type="radio"/>	<input type="radio"/>	<input type="radio"/>	<input type="radio"/>	<input type="radio"/>
Business/Fiscal Office	<input type="radio"/>	<input type="radio"/>	<input type="radio"/>	<input type="radio"/>	<input type="radio"/>
CalWORKS	<input type="radio"/>	<input type="radio"/>	<input type="radio"/>	<input type="radio"/>	<input type="radio"/>
Child Development Center (child care)	<input type="radio"/>	<input type="radio"/>	<input type="radio"/>	<input type="radio"/>	<input type="radio"/>
Computer Labs	<input type="radio"/>	<input type="radio"/>	<input type="radio"/>	<input type="radio"/>	<input type="radio"/>
Counseling Office	<input type="radio"/>	<input type="radio"/>	<input type="radio"/>	<input type="radio"/>	<input type="radio"/>
Disabled Students Programs and Services (DSPS)	<input type="radio"/>	<input type="radio"/>	<input type="radio"/>	<input type="radio"/>	<input type="radio"/>
EOPS/CARE	<input type="radio"/>	<input type="radio"/>	<input type="radio"/>	<input type="radio"/>	<input type="radio"/>
Financial Aid	<input type="radio"/>	<input type="radio"/>	<input type="radio"/>	<input type="radio"/>	<input type="radio"/>

Foster and Kinship Care	<input type="radio"/>	<input type="radio"/>	<input type="radio"/>	<input type="radio"/>	<input type="radio"/>
International Students Services	<input type="radio"/>	<input type="radio"/>	<input type="radio"/>	<input type="radio"/>	<input type="radio"/>
Learning Resource Center (LRC)	<input type="radio"/>	<input type="radio"/>	<input type="radio"/>	<input type="radio"/>	<input type="radio"/>
Library	<input type="radio"/>	<input type="radio"/>	<input type="radio"/>	<input type="radio"/>	<input type="radio"/>
Student Activities/Organizations (e.g., ASO, clubs)	<input type="radio"/>	<input type="radio"/>	<input type="radio"/>	<input type="radio"/>	<input type="radio"/>
Student Health Center	<input type="radio"/>	<input type="radio"/>	<input type="radio"/>	<input type="radio"/>	<input type="radio"/>
Transfer Center	<input type="radio"/>	<input type="radio"/>	<input type="radio"/>	<input type="radio"/>	<input type="radio"/>
Tutoring	<input type="radio"/>	<input type="radio"/>	<input type="radio"/>	<input type="radio"/>	<input type="radio"/>
Veteran's Office	<input type="radio"/>	<input type="radio"/>	<input type="radio"/>	<input type="radio"/>	<input type="radio"/>

Comments regarding LAMC's student support services and programs:

Back

Reset

Submit/Continue

Faculty/Staff Survey Fall 2014



73% Complete



Los Angeles Mission College 2014 Faculty/Staff Survey

Library/Learning Resource Center (LRC)

Please indicate your level of agreement with each of the following statements:

	Strongly Agree	Agree	Neither Agree nor Disagree	Disagree	Strongly Disagree	Not Applicable/No Experience with This
LAMC Library resources are up-to-date.	<input type="radio"/>	<input type="radio"/>	<input type="radio"/>	<input type="radio"/>	<input type="radio"/>	<input type="radio"/>
The LAMC Library provides students with adequate support for their research needs.	<input type="radio"/>	<input type="radio"/>	<input type="radio"/>	<input type="radio"/>	<input type="radio"/>	<input type="radio"/>
LAMC provides sufficient financial support for the effective maintenance of its information and learning resources in the Library.	<input type="radio"/>	<input type="radio"/>	<input type="radio"/>	<input type="radio"/>	<input type="radio"/>	<input type="radio"/>
The Library staff at LAMC provide adequate opportunities for collaboration with my department.	<input type="radio"/>	<input type="radio"/>	<input type="radio"/>	<input type="radio"/>	<input type="radio"/>	<input type="radio"/>
The hours that the Library is open are adequate.	<input type="radio"/>	<input type="radio"/>	<input type="radio"/>	<input type="radio"/>	<input type="radio"/>	<input type="radio"/>
The tutoring services provided by the Learning Resource Center (LRC) facilitate students' academic success.	<input type="radio"/>	<input type="radio"/>	<input type="radio"/>	<input type="radio"/>	<input type="radio"/>	<input type="radio"/>

Comments regarding the services provided by the Library/LRC:

Back

Reset


Submit/Continue

Faculty/Staff Survey Fall 2014



82% Complete

The College uses its facilities and non-technology equipment effectively.



The College's facilities and technology allow for a range of delivery systems and instructional modes that are appropriate for student needs.



Comments regarding LAMC's technology, financial and/or physical resources:

Back

Reset

Submit/Continue

Faculty/Staff Survey Fall 2014



91% Complete

There are adequate professional development opportunities offered on campus.



Comments regarding human resources at LAMC:

Please provide any additional comments that you feel the College should know:

Back

Reset

Submit Survey

Faculty/Staff Survey Fall 2014



100% Complete



**Los Angeles Mission College
2014 Faculty/Staff Survey**

Thank you for completing this survey!

We highly value your input and appreciate the time you took to complete this survey. Your responses will be taken very seriously as we strive to improve LAMC and the services we provide to employees and students.