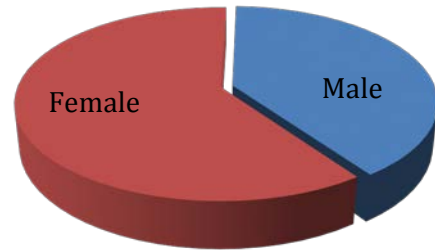




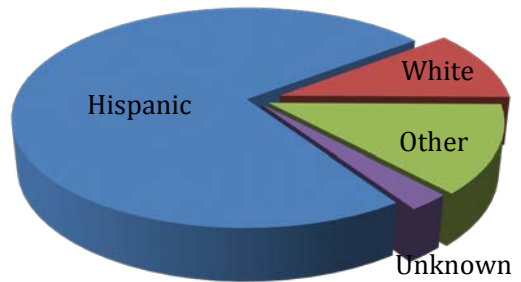
FALL 2014 STUDENT PROFILE

TOTAL HEADCOUNT: 11,157

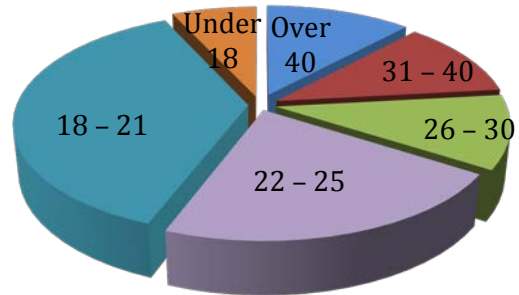
<u>GENDER</u>	<u>Count</u>	<u>Percent</u>
Female	6,720	60.2%
Male	4,437	39.8%



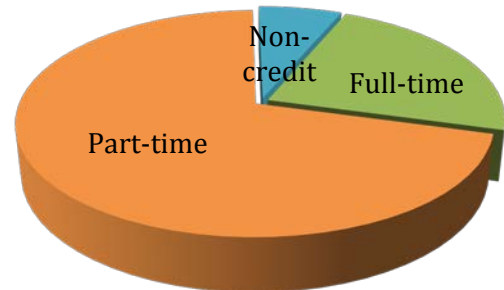
<u>ETHNICITY</u>	<u>Count</u>	<u>Percent</u>
Hispanic	8,599	77.1%
White	1,226	11.0%
Asian	549	4.9%
Black	360	3.2%
Multiethnic	167	1.5%
Native American	16	0.1%
Pacific Islander	6	0.1%
Unknown	234	2.1%



<u>AGE</u>	<u>Count</u>	<u>Percent</u>
Under 18	772	6.9%
18-21	4,158	37.3%
22-25	2,245	21.8%
26-30	2,430	10.8%
31-40	1,203	11.3%
41-50	753	6.7%
Over 50	579	5.2%



<u>UNIT LOAD</u>	<u>Count</u>	<u>Percent</u>	<u>% of credit</u>
Full-time (12+ units)	2,552	22.9%	24.5%
Part-time: 6-11.5 units	4,091	36.7%	39.3%
Part-time: <6 units	3,768	33.8%	36.2%
Non-credit only	746	6.7%	-



<u>ENTERING STATUS</u>	<u>Count</u>	<u>Percent</u>
First-time Student	2,567	23.0%
New Transfer	641	5.7%
Continuing	6,543	58.6%
Returning	658	5.9%
Concurrent High School	748	6.7%

