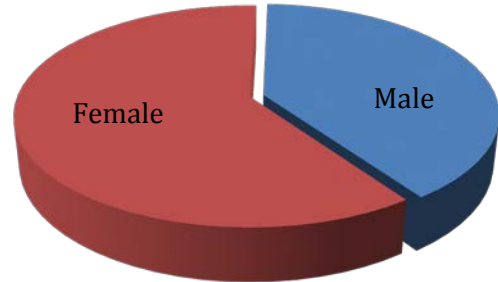




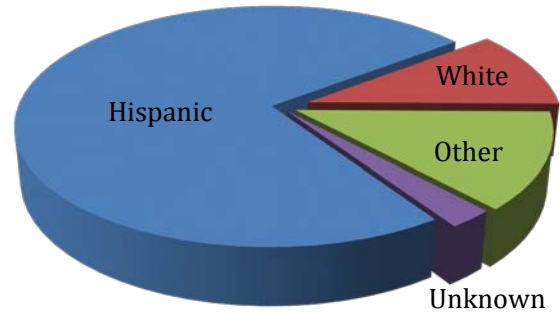
**FALL 2013 STUDENT PROFILE**

**TOTAL HEADCOUNT: 10,203**

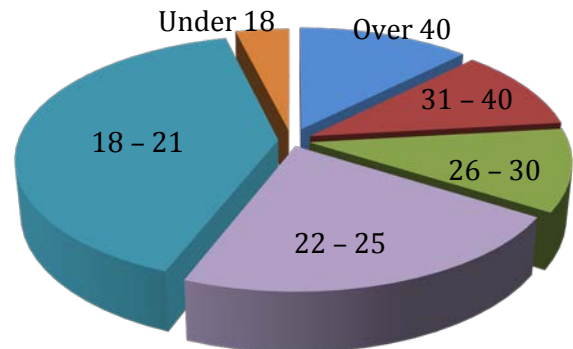
| <b><u>GENDER</u></b> | <b><u>Count</u></b> | <b><u>Percent</u></b> |
|----------------------|---------------------|-----------------------|
| Female               | 6,144               | 60.2%                 |
| Male                 | 4,059               | 39.8%                 |



| <b><u>ETHNICITY</u></b> | <b><u>Count</u></b> | <b><u>Percent</u></b> |
|-------------------------|---------------------|-----------------------|
| Hispanic                | 7,731               | 75.8%                 |
| White                   | 1,126               | 11.0%                 |
| Asian/Pacific Islander  | 579                 | 5.7%                  |
| Black                   | 325                 | 3.2%                  |
| Multiethnic             | 158                 | 1.6%                  |
| Native American         | 16                  | 0.2%                  |
| Unknown                 | 267                 | 2.6%                  |



| <b><u>AGE</u></b> | <b><u>Count</u></b> | <b><u>Percent</u></b> |
|-------------------|---------------------|-----------------------|
| Under 18          | 394                 | 3.9%                  |
| 18-21             | 4,102               | 40.2%                 |
| 22-25             | 2,245               | 22.0%                 |
| 26-30             | 1,097               | 10.8%                 |
| 31-40             | 1,095               | 10.7%                 |
| 41-50             | 743                 | 7.3%                  |
| Over 50           | 527                 | 5.2%                  |



| <b><u>UNIT LOAD</u></b> | <b><u>Count</u></b> | <b><u>Percent</u></b> | <b><u>% of credit</u></b> |
|-------------------------|---------------------|-----------------------|---------------------------|
| Full-time (12+ units)   | 2,469               | 24.2%                 | 25.9%                     |
| Part-time (<12 units)   | 7,070               | 69.3%                 | 74.1%                     |
| Non-credit only         | 664                 | 6.5%                  | -                         |

