

Comparison MDTP Placement Result

AR Given

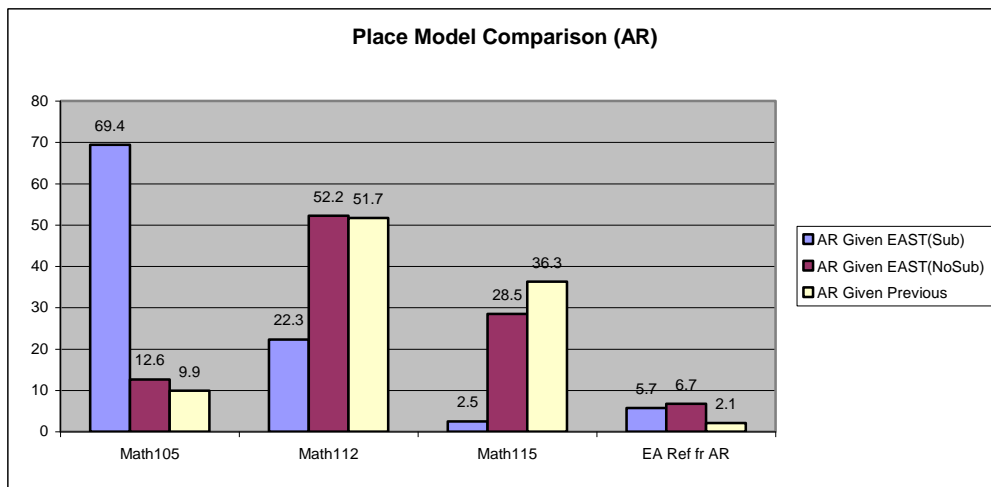
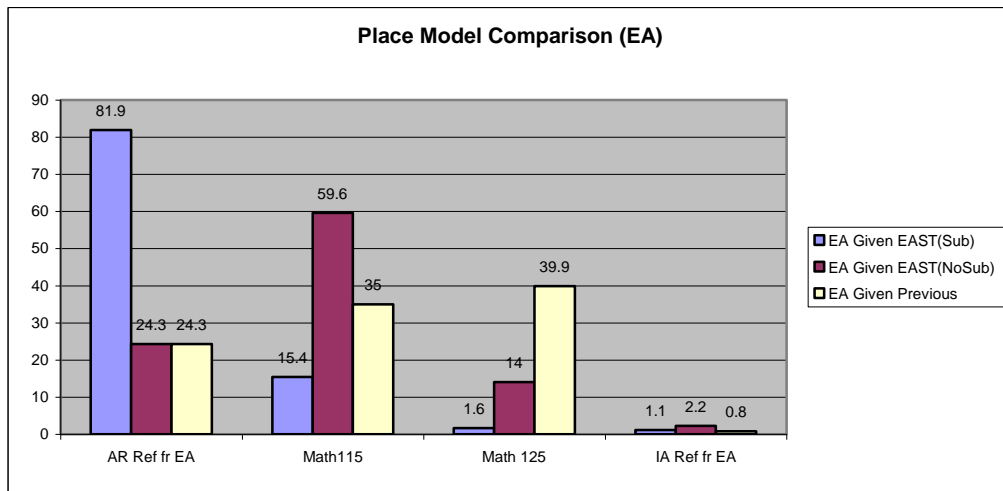
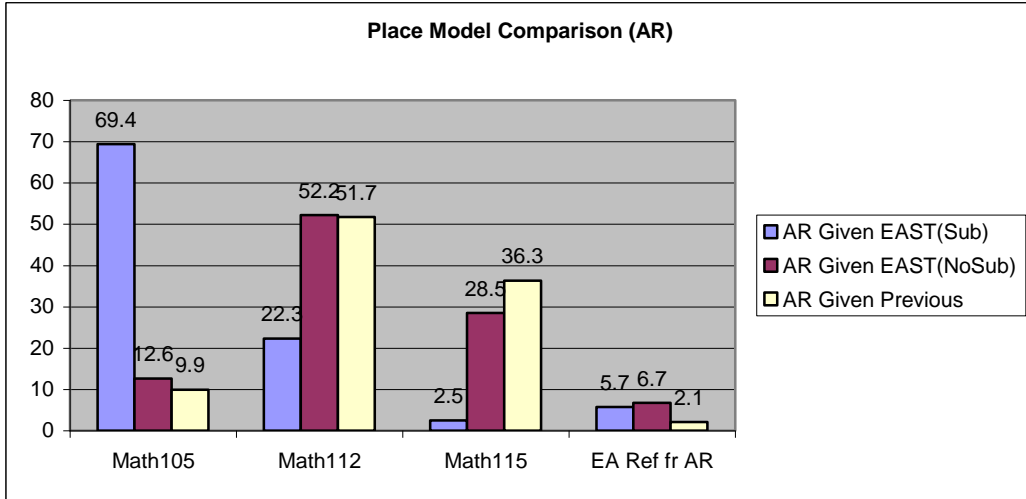
Placement (AR)	EAST(Sub)	EAST(NoSub)	Previous
Math105	69.4	12.6	9.9
Math112	22.3	52.2	51.7
Math115	2.5	28.5	36.3
EA Ref fr AR	5.7	6.7	2.1

EA Given

Placement (EA)	EAST(Sub)	EAST(NoSub)	Previous
AR Ref fr EA	81.9	24.3	24.3
Math115	15.4	59.6	35
Math 125	1.6	14	39.9
IA Ref fr EA	1.1	2.2	0.8

IA Given

Placement (IA)	EAST(Sub)	EAST(NoSub)	Previous
EA Ref fr IA	79.8	14.9	57.4
Math 125	17	83	40.4
Math 245, 238, 227, 121	3.2	2.1	2.1
Math 240	0	0	0
PC Ref fr IA	0	0	0



MDTP Placement Result According to EAST Model

(Subcategories included)

AR Given

Placement (AR)	Low AR	High AR	Frequency (AR)	Percent (AR)
Math105	0.0	12.5	302	69.4
Math112	12.5	25.5	97	22.3
Math115	25.5	38.5	11	2.5
EA Ref fr AR	38.5	50.0	25	5.7

Total 435

EA Given

Placement (EA)	Low EA	High EA	Frequency (EA)	Percent (EA)
AR Ref fr EA	0.0	12.5	304	81.9
Math115	12.5	26.5	57	15.4
Math 125	26.5	40.5	6	1.6
IA Ref fr EA	40.5	50.0	4	1.1

Total 371

IA Given

Placement (IA)	Low IA	High IA	Frequency (IA)	Percent (IA)
EA Ref fr IA	0.0	10.5	75	79.8
Math 125	10.5	24.5	16	17.0
Math 245, 238, 227, 121	24.5	31.5	3	3.2
Math 240	31.5	37.5	0	0.0
PC Ref fr IA	37.5	45.0	0	0.0

Total 94

MDTP Placement Result According to EAST Model

(Subcategories not included)

AR Given

Placement (AR)	Low AR	High AR	Frequency (AR)	Percent (AR)
Math105	0.0	12.5	55	12.6
Math112	12.5	25.5	227	52.2
Math115	25.5	38.5	124	28.5
EA Ref fr AR	38.5	50.0	29	6.7

EA Given

Placement (EA)	Low EA	High EA	Frequency (EA)	Percent (EA)
AR Ref fr EA	0.0	12.5	90	24.3
Math115	12.5	26.5	221	59.6
Math 125	26.5	40.5	52	14.0
IA Ref fr EA	40.5	50.0	8	2.2

IA Given

Placement (IA)	Low IA	High IA	Frequency (IA)	Percent (IA)
EA Ref fr IA	0.0	10.5	14	14.9
Math 125	10.5	24.5	78	83.0
Math 245, 238, 227, 121	24.5	31.5	2	2.1
Math 240	31.5	37.5	0	0.0
PC Ref fr IA	37.5	45.0	0	0.0

MDTP Placement Result According to the Previous Cut off Score

AR Given

Placement (AR)	Low AR	High AR	Frequency (AR)	Percent (AR)
Math105	0.0	11.5	43	9.9
Math112	11.5	24.5	225	51.7
ElemAlgebra	24.5	42.5	158	36.3
EA Ref fr AR	42.5	50.0	9	2.1

EA Given

Placement (EA)	Low EA	High EA	Frequency (EA)	Percent (EA)
AR Ref fr EA	0.0	12.5	90	24.3
Elem Algebra	12.5	19.5	130	35.0
Math 125	19.5	42.5	148	39.9
IA Ref fr EA	42.5	50.0	3	0.8

IA Given

Placement (IA)	Low IA	High IA	Frequency (IA)	Percent (IA)
EA Ref fr IA	0.0	17.5	54	57.4
Math 125	17.5	24.5	38	40.4
IA Series 2	24.5	31.5	2	2.1
IA Series 1	31.5	37.5	0	0.0
PC Ref fr IA	37.5	45.0	0	0.0