

Medical Terminology

Unit 3

Orthopedics, Osteopathy, and Body Regions

Pronunciation

- o/pathy
- o/lysis
- o/stasis
- o/meter
- o/stomy
- o/logy
- o/trophy
- o/clysis
- o/graphy
- o/metry
- o/tomy

Oste/o = Bone

- Osteon = bone
- Oste/o/pathy: disease of the bones
 - Doctor of Osteopathy (DO)
- Oste/itis: inflammation of the bone
- Oste/o/malac/ia: softening of the bones
- Oste/oma, oste/o/mata: bone tumor

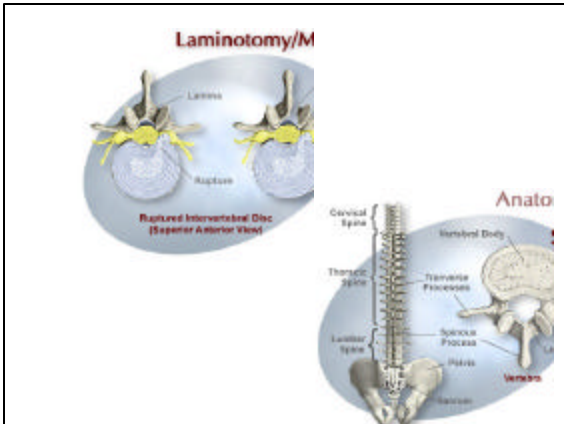
Oste/o = Bone

- Oste/o/por/osis: deterioration of the bone matrix causing pores and weakness
 - Poros = passageway
- Oste/o/sarc/oma: bone cancer

- Dys- = difficult or poor, defective, abnormal
- Inter- between
- Peri- around or near
- plasia = growth, development, or formation
- scope = instrument used to look at...
- plasty = surgical repair or reconstruction

Myel/o = Bone Marrow or Spinal Cord

- Encephal/o/myel/o/pathy: disease of the brain and spinal cord
- Oste/o/myel/itis: inflammation of the bone and marrow
- Myel/o/dys/plasia: defective formation of the spinal cord
- Myel/o/cyt/ic: pertaining to myelocyte
- Myel/o/cele: herniation of the spinal cord
- Myel/o/blast: bone marrow germ cell



Arthr/o = Joint

- Arthr/o/scope: An instrument used to look at joints
- Arthr/o/scopy: procedure for examining the joints with arthroscope
- Arthr/o/dys/plasia: defective formation of a joint
- Arthr/o/plasty: surgical repair of a joint
- Arthr/itis: inflammation of a joint
- Oste/o/arthr/itis: inflammation and destruction of bone and joint tissue
- Arthr/o/tomy: incision into a joint

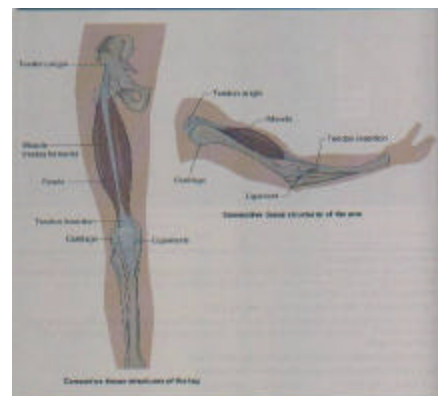


-plasia = development

- Hyper/plasia: Excessive development
- Hypo/plasia: Deficient development
- A/plasia: Failure of development

Ten/o, Tend/o, Tendin/o = Tendon

- Repair of the tendons:
 - Tend/o/plasty
 - Ten/o/plasty
 - Tendin/o/plasty
- Inflammation of the tendons:
 - Tendin/itis
 - Tendin/itis
- Tendon pain:
 - Ten/algia
 - Ten/o/dynia

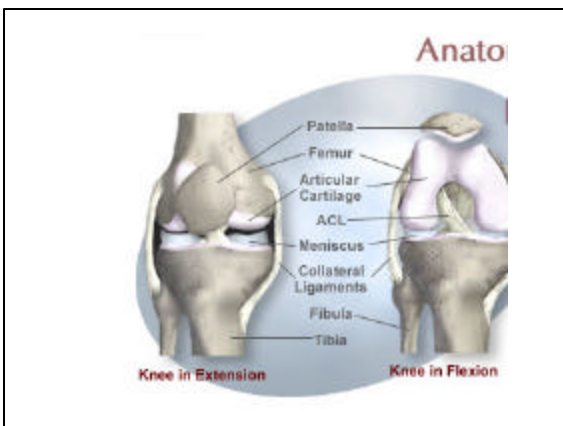


Burs/o = Bursa

- A small serous sac between a tendon and a bone
 - *Bursa* = purse or bag
- Burs/itis: inflammation of a bursa
- Burs/ectomy: excision of a bursa
- Burs/ae: (plural) more than one bursa

Chondr/o = Cartilage

- Oste/o/chondr/itis: inflammation of bone and cartilage
- Chondr/ectomy: excision of cartilage
- Pain in or around cartilage:
 - Chondr/algia
 - Chondr/o/dynia
- Chondr/o/costal: pertaining to cartilage and ribs
- Inter/chondr/al: between cartilages
- Hypo/chondr/iac: below the cartilage. (also means one who has abnormal concern about one's health.)



Cost/o = Ribs

- Cost/ectomy: excision of a rib or ribs
- Cost/al: pertaining to the ribs
- Inter/cost/al: between the ribs

Dent = Teeth

- Inter/dent/al: between the teeth
- Dent/al: pertaining to the teeth
- Dent/algia: toothache
- Dentoid: resembling a tooth



Odont/o = shaped like a tooth



- Orth/odont/ist: dentist who specializes in straightening teeth
- Peri/odont/al: around or near the teeth

Peri- = Around or Near

- Peri/oste/um: membrane around the bone
- Peri/chondr/um: membrane around the cartilage
- Peri/cardi/um: membrane around the heart

Orth/o = Straight

- Orth/o/ped/ist: physician who specializes in the prevention and treatment of musculoskeletal disorders
- Orth/o/sis, orth/o/tic: devices used to stabilize or prevent deformity
- Orth/o/tist: specialist who designs and fit orthotics

Prosth = Artificial body/replacement

- Prosth/esis: artificial appliance that replaces amputated body parts
- Prosthet/ist: specialist in making artificial body parts
- Prosthet/ic: (adjective) Pertaining to a prosthesis

Back



- Lumb/o = lower back
- Lumb/ar = (adj.) pertaining to lower back
- Thorac/o = chest, thorax
- Thorac/o/lumb/ar

Supra- = higher in position, over, above

- Supra/lumb/ar = above the lumbar region
- Supra/cost/al = above the ribs
- Supra/crani/al = on top of the skull
- Supra/pubic = above pubis
- Supra/pelvic = above pelvis

Pub/o = pelvis

- Pub/is = (noun) bone of the pelvis
- Pub/ic = (adj.)
- Pelv/is = formed by the pelvic bones
 - Pelvis (singular)
 - Pelves (plural)
 - Pelvimetry
 - Pelvimeter



Cephal/o/pelv/ic

- CPD = Cephal/o/pelv/ic Disproportion
 - When the head of the fetus is larger than the diameter of the mother's pelvis.
 - This results in inability to deliver the baby vaginally.

-meter = instrument used to measure

- Speed/o/meter
- Cyt/o/meter
- Thorac/o/meter
- Cardi/o/meter

Ab- = from, away from

- Ab/norm/al = deviating from normal
- Ab/errant = wandering from (the normal course of events or routes)
 - i.e. nerve fibers, blood or lymph vessels
- Ab/duction = movement away from midline
 - *Ducere*, duct = to lead or move

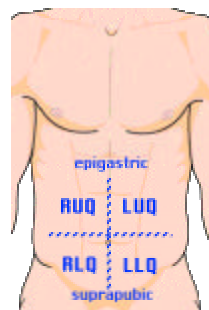
Ad- = toward

- Ad/duct/ion = (noun) Movement toward a midline, (adduct = verb)
- Ad/dict/ion = being drawn toward some habit, (an addict = a person who is addicted)
- Ad/hes/ion = formed when 2 normally separate tissues join together

Abdomin/o = Abdomen

- Abdomin/al: pertaining to the abdomen

RUQ Right Upper Quadrant	LUQ Left Upper Quadrant
RLQ Right Lower Quadrant	LLQ Left Lower Quadrant



Centesis, Paracentesis

- insertion of a needle into a cavity for the purpose of aspirating fluid
 - Abdomin/o/centesis: tapping or puncture of the abdomen.
 - Amni/o/centesis: surgical puncture of the amnion
 - Cardi/o/centesis: surgical puncture of the heart

Cyst/o = bladder

- Abdomin/o/cystic: pertaining to the abdomen and bladder
- Cyst/o/tomy: incision into the urinary bladder
- Cyst/ectomy: excision of the urinary bladder
- Cyst/o/scopy: process of examining with an instrument into the urinary bladder
- Cyst/o/plasty: surgical repair of the bladder
- Cyst/o/cele: bladder herniation into the vagina

Thorac/o = Thorax or Chest

- Thorac/ic: pertaining to the chest
- Thoraces (plural)
- Abdomin/o/thorac/ic: pertaining to the abdomen and thorax
- Thorac/o/tomy: incision of the chest
- Thorac/o/centesis or Thoracentesis: surgical tapping of the chest to remove fluid
- Thorac/o/pathy: chest disease
- Thorac/o/lumbar: pertaining to the thoracic and lumbar

Hydro- = Water or Fluid

- Hydro/cyst: a sac filled with watery fluid
- Hydro/cele: accumulation of fluid in a saclike cavity, especially in the scrotum
- Hydro/cephalus (noun): enlarged head due to increased amount of fluid in the skull.
Hydro/cephal/ic (adj.)
- Hydro/phobia: abnormal fear of water
- Hydro/therapy: Treatment by water

Abbreviation

- AOA American Osteopathic Association
- CPD Cephalopelvic Disproportion
- CXR Chest X-ray
- Cysto Cystoscopy
- DDS Doctor of Dental Surgery (Dentist)
- DO Doctor of Osteopathy
- DTs Delirium Tremens
- FAS Fetal Alcohol Syndrome
- Fx Fracture

Abbreviation

- H₂O Water
- LLQ Left Lower Quadrant (abdomen)
- LUQ Left Upper Quadrant (abdomen)
- OMT Osteopathic Manipulative Therapy
- Ortho (Orth) Orthopedics (orthopedist)
- PT Physical Therapy
- RA Rheumatoid Arthritis
- RLQ Right Lower Quadrant (abdomen)
- RUQ Right Upper Quadrant (abdomen)