



Welcome to ITV - The Week-End College!
You are enrolled in:

Sociology 1 (7027)
(UC: CSU) 3 Units

Introduction to Sociology

Develops the sociological perspective that behavior is determined largely by human interactions and membership in groups. The main elements of sociological analysis are presented, emphasizing social organization, culture, socialization, social stratification, and population. These elements are applied to topics such as crime and delinquency.

Instructor

Emma Der-Mesropian, M.A.

(818) 364-7600, ext. 7153
 emma.dermesropian@gmail.com

Office Hours

Thursdays, 1:00 – 8:00 PM

The Weekend College classes combine video lessons with online activities and weekend class meetings. You should complete all three components to successfully pass the class. The course requirements are in the online syllabus. If you have questions contact your instructor via email or by telephone during their office hours listed above.

Getting Started

Even though you do not meet with your instructor until the weekend, your class begins online on June 15, 2009. Follow the checklist below to get started in your class now.

1. Choose a Campus

Select the campus to attend your weekend class and make note of its time and location. Directions and maps to the campuses can be found at: www.laccd.edu/our_colleges/.

2. Buy Your Books

The back of this page lists the required and recommend books for your course. Buy your books as soon as possible so that you can get started on your assigned readings. Textbooks can be purchased at City, Mission, Valley, and Pierce Colleges or from most online bookstores.

3. Log In

The class website opens **June 15**, log in and read your course syllabus. It will list all assignments and quizzes times and due dates. You can find log-in instructions on the last page of this letter.

4. Email Your Instructor

Once you have logged in, email your instructor and let her know that you have successfully logged in to the class website.

5. Plan Your Schedule

Weekend College courses are fast paced—covering a lot of material in a short period of time. At a minimum, you should expect to spend approximately 15 hours per week on the class. Schedule time in advance for reading the textbooks, watching the video episodes, and completing the online assignments. If you plan to watch or record the videos on the educational cable channel LA 36, note those times and set your Tivo or DVD recorder in advance. The broadcast schedule is on the back of this page.

Classroom Location Schedule

Attend class at any one of the four campuses: L.A. Harbor, L.A. City, L.A. Valley, or L.A. Pierce College. The instructor teaches at all four locations.

Day	Campus	Time	Location
Saturday	L.A. Harbor	9:00 A.M. – 12:00 Noon	Northeast Academic Hall, Rm. 209
	L.A. City College	1:30 P.M. – 4:30 P.M.	DaVinci Hall, Rm. 308
Sunday	L.A. Valley College	9:00 A.M. – 12:00 Noon	Foreign Language Bldg., Rm. 110
	L.A. Pierce College	1:30 P.M. – 4:30 P.M.	Pierce Village, 8204

Attendance at the class meetings is expected.
 If you fail to attend, you may be dropped from class.

A PROGRAM OF THE LOS ANGELES COMMUNITY COLLEGE DISTRICT

Summer 2009 CALENDAR

June 15 – August 2, 2009

Important Dates and Deadlines

Semester Begins	June 15
Cablecasts Begin on Cable Channel LA 36	June 15
Last Day to Drop or Change Classes	June 19
<i>(without Incurring Fees)</i>	
Last Day to ADD Classes	June 26
Last Day to Drop Classes Without a "W"	June 29
<i>(no refund)</i>	
Last Day to File for Credit/No Credit	July 8
Last Day to Drop with a "W"	July 20
<i>(After this date a grade must be issued)</i>	

Class Meeting Schedule


Class Meeting	June 20 & 21
Class Meeting	June 27 & 28
No Class Meetings	July 4 & 5
Midterms Exams.....	July 11 & 12
Class Meeting	July 18 & 19
Class Meeting	July 25 & 26
Final Exams.....	Aug. 1 & 2

A photo ID is required to take exams.

Textbooks

Required:

Title: Society: The Basics
Edition: 10/E, 2009`
Author: Macionis, John J.
Publisher: Prentice Hall
ISBN: 978-0-13-501882-8



Recommended:

Title: The Distance Learning Study Guide for The Way We Live
Author: Light, Stephen
Edition: 3/E, 2008
Publisher: Prentice Hall
ISBN: 978-0-13-601679-3

Textbooks are available in the college libraries. Most libraries have the texts on Reserve, (two hour use, in the library) some libraries have copies in the General Collection. Individual Library Policies apply and they may be different at each campus. Students must have a valid student ID **for the campus they intend to the** library materials. For example, to check out books from the Pierce College Library students must have a valid Pierce College Student ID. Students who enrolled only in ITV classes may obtain a Mission College ID through the Admissions Office at Mission College.

Videos

The Way We Live

Four Ways to Watch the Videos

1. Available on the Los Angeles Educational Channel, LA 36. The broadcast schedule is:
Mondays, June 15 – July 27 @ 10:00 AM – 12:00 Noon
2. Purchase a complete set of the DVD's from the L.A. Pierce College Bookstore:
www.piercebookstore.com or 818-347-0313
3. Watch the video lessons at the Learning Resource Centers at any of the LACCD Colleges. You must bring your fee receipt to view the videos.
4. Available in Broadband at: www.lamission.edu/ITV

Dear Students:

I would like to welcome you to Sociology 1 – Introduction to Sociology. You are about to start a very interesting course. Sociology is the scientific study of human society. Exposure to this fascinating discipline will provide you with a knowledge that is essential for making sense of the social world. You will have the opportunity to explore the relationships between individuals and societies from micro to macro levels. The wide range of topics is a focus on the implications of social issues as it relates to culture, socialization, groups and organizations, deviance, stratification, gender, race and ethnicity, economics and politics, family and religion, social change and more. You will leave this course with a *sociological imagination*. That is the ability to connect personal incidence in your life with the larger societal forces. You will learn how everyday occurrences in our life are shaped by social and historical forces. You will learn how we are the product and the producer of a society.

Now let us get to know each other. I'd like to provide you with a little information about myself. I am teaching sociology in various community colleges, and I love what I do. Subjects I have so far been teaching are *Principles of Sociology*, *Marriage and Family*, and *Social Problems* in hybrid, and traditional classroom settings. In both formats, interaction with your classmates and the instructor is required and a part of formal arrangements. As an instructor, I enjoy guiding my students in direction of enlightenment, and I look forward to creating a community of critical thinkers who engage in sociologically informed discussions. This means an ability to back up or link a discussion to concepts and theories in the textbook.

Among my accomplishments, I would like to address my research *Compilation Benefit Albums: Hegemony and Philanthropy (2001)*, a focus on the role of organizations in production of culture. I have also been privileged with an extensive community work involvements in local, national, and international settings. I have served in academic, grassroots, and ethnic societies. In the summer of 2008, I was funded to participate in leading a study abroad course in South Africa in the company of other sociology and political science colleagues. Beyond the academic goals, in this trip I volunteered to work for a nonprofit environmental organization for a personal enrichment.

Outside carrier and professional activities, in my free time, I love to hangout with relatives and friends, attend stage performances, walk, and hike. I also like to know about you. Please take a moment to introduce yourself to the class as soon as the web site opens. Tell us your name, first. Why are you taking this class? What is your educational goal? What do you like to do when you are not doing schoolwork? Is there something else you would like to share with your classmates and me? If so, please do.

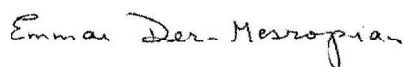
After you log on, go to "Discussions and Private Messages" on the left menu bar, click on the "Autobiography", click on Emma Der-Mesropian, and read.

To create a new link and post your autobiography, click on "Autobiography" in the upper left corner, click on "new topic" in the upper left corner, write and submit.

To respond and welcome one of your classmates, read a classmate's autobiography, click on "post reply" in the upper left corner, write and submit.

I look forward to interacting with you all.

Kind regards,



Emma Der-Mesropian, M.A.
Instructor

-OVER-

Online Class Website

Step 1. Where do I go to log on to this course?

- Go to <http://etudes-ng.fhda.edu/portal>
- Bookmark this page!
- Enter your user ID

Step 2. What is my User ID?

In lowercase letters and with no spaces:

- use the first 2 letters of your first name
- *and* the first 2 letters of your last name
- *and* the last 5-digits of your student ID #

Example: Donna Smith:

Student ID #: 88 455 6789

User ID:

My User ID is: _____

Step 3. What is my Password?

Using four numbers together with no spaces:

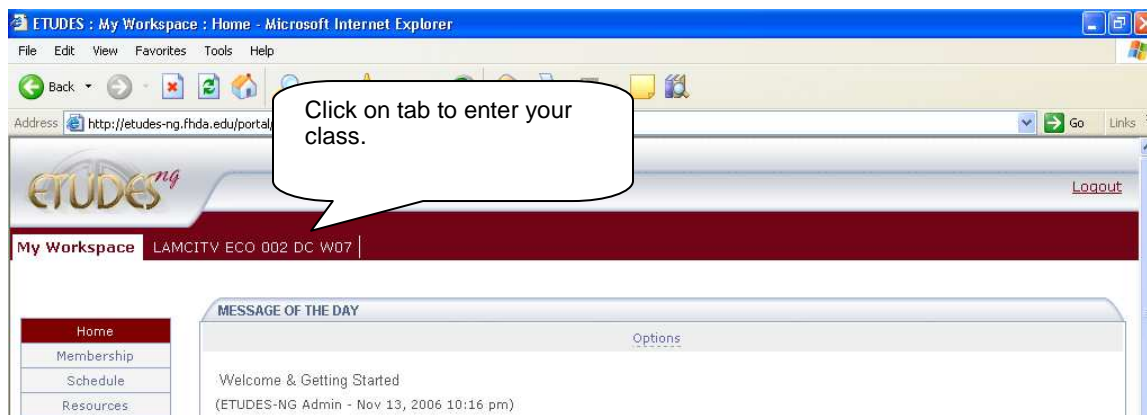
- use two numbers for your birth month
- *and* use two numbers for the birth day

Example: if your birth date was January 3

Password:

My Password is: _____

Once you have logged in you will see two sections on the top left of the page, My Workspace and, on the right, your class website. Your class website begins with LAMCITYV. Click on the tab to enter the course. See the example below:



E-mail your instructor once you have successfully logged in to the course website.

NOTE TO AOL USERS: Launch either an Internet Explorer or a Netscape browser after you connect using AOL and minimize the AOL Browser. DO NOT USE THE AOL BROWSER.

Add/Drop Classes & Check Grades

To Add or Drop a class and check Official Grades online, go to: www.laccd.edu.

To Add or Drop classes through the Student Telephone Enrollment Process (STEP):

1. Call (213) 689-8888 or (310) 605-0505 or (323) 226-1999 or (818) 988-2222
2. Press 0 for ITV/The Weekend College
3. Follow the instructions to complete your request

Forms for adding/dropping a class or requesting an official transcript can be found at: www.lamission.edu/itv. These forms can be faxed to (818) 833-3598 or brought in to the office.

We're here to Help

If you need technical assistance logging in to your course, contact ITV Technical Support at (818) 833-3596 or send an email to mckennpg@lamission.edu. Be sure to include:

- Your full name
- Course title and instructor
- Student ID
- Your phone and e-mail address
- Date enrolled